

Pre-K Press

December 2022

So Much to Do... So Little Time!

December! How can it be here *already?! I know December can be so very hard for Pre-K teachers! We have holiday programs to practice and prepare for, crafts and gifts to make for family members, and - everyone's favorite - the class parties! 😊*

But wait! There's more!

We're still expected to teach! That's right, those Pre-K Guidelines don't just go away during the shortened, action-packed, wild weather month of December. They are still there, and our students still have learning to do. So, why not make the learning fun as we prepare for ***all. the. THINGS?***

Is your class scheduled to sing *Jingle Bells* for the school program? Make jingle bell bracelets by creating an AB pattern of silver and gold or red and green bells.



Christmas party anxiety? Plan an activity for children to do with family members (make gingerbread playdoh), and take pictures of them working together. Add a festive border to the picture, and send to families as their gift. (For children who don't have a family member present, snap a pic of them with their friend or with YOU, print it out, and mail it to them so they receive it over the break. No, it's not a handprint Santa ornament or footprint reindeer. It's the gift of making memories and a photo to remind them of that time.



DAP CENTRAL

DEVELOPMENTALLY APPROPRIATE PRACTICES

Sensory Bin

Peppermint Cloud Dough

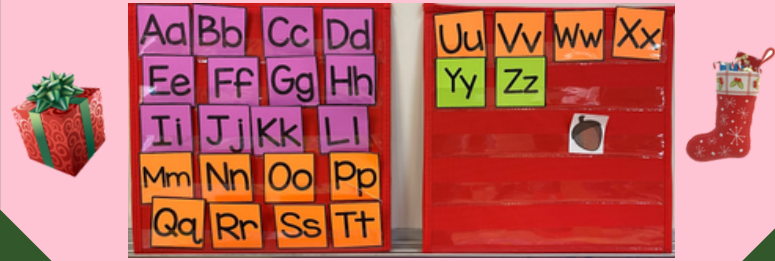
Combine 8 cups of flour, 1 cup of vegetable oil, a few drops of peppermint oil, and (if you like) powdered paint for color. Dough should be moldable but not wet. Add cookie cutters, plastic candy canes, decorative items (sequins, pom poms, foam/wooden shapes), and scoops, and let their imaginations take off! This dough is fun as it's easily moldable while turning quickly crumbly, too.



Letter Knowledge

Find the...

Practice letter knowledge skills by having children name a letter to look behind it for a special picture (shape, seasonal, student picture, etc.) Letter cards, picture cards, and number cards 1 - 20 are included in this downloadable activity to quickly print and place in a pocket chart. Keep it handy and use it any time you have some space to fill!



Fine Motor/Math

Christmas Tree Mats

Let your littles practice fine motor skills by decorating these tree mats with playdough. They can roll out garland "snakes" and create ornaments "balls" to place on the tree of their choosing. Toss in a die or two to add a little math magic! Roll a die to see *how many* ornament balls they need to roll and place on the tree.

Have a color die or spinner? Up the rigor by having children create the correct number of colored ornaments.



Math

Present Patterns

Practice pattern recognition and pattern making using bows! Wrap a cookie sheet in festive paper, place button magnets on the back of bows, and pattern your present!

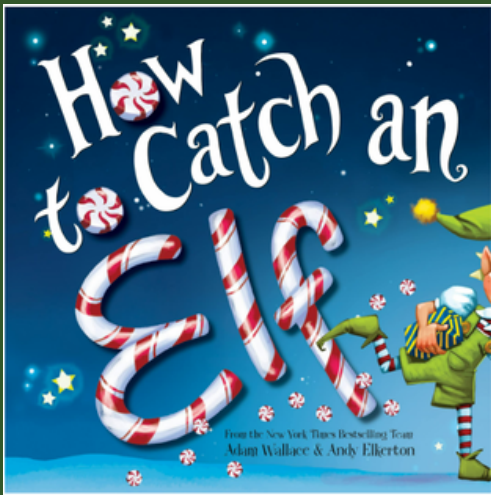


Check out the AB pattern and the AAB pattern he created!



Also, a teacher found these "gifts" at Dollar Tree, which are perfect for present patterns!

PRE-K BOOK NOOK




How to Catch an Elf

Beautiful and vibrant illustrations, a mischievous elf, traps at every turn, and rhyming on each page, this book has it all! Students will giggle at the crazy ways children try to catch the elf, which leads to a wonderful opportunity for a STEM extension – have students create their own traps! This could also be a fun family engagement activity just before the Winter Break!



Little Red Sleigh

The Little Red Sleigh has one big dream—to one day become Santa's big red sleigh! But all her life, she's been told she's too small, she's too young, she can't fly, and she certainly can't meet Santa. Full of winter joy and Christmas magic, this story is about following your dreams, not getting discouraged and persevering. The Little Red Sleigh will remind you that no dream is out of reach if you believe.



It's Christmas, David!


We all know and love David, right? And we all know he struggles with his behavior, so why would it be any different at Christmas time? This book is full of opportunities to talk about making good choices and having students share what David should do. Extend beyond the behavior and have a whole group shared or interactive writing activity as the class creates a list to send to Santa.



Warning: There a couple of pages that could cause a riot! One includes a tiny hiney and the other has yellow snow!


PRE-K BOOK NOOK

Construction Site on Christmas Night



Construction toys and construction joys! The trucks are gearing up for Christmas by building a special gift! But, there's a surprise waiting for each of them, too! Presents await for Excavator, Bulldozer, Crane, Dump Truck, and Cement Mixer as each one finishes their part of this big, important job and rolls off to a sweet, sleepy goodnight. Great rhyming to focus on phonological awareness!

Cobweb Christmas: The Tradition of Tinsel



Everybody loves Christmas at Tante's. She decorates a wonderful tree and has something for all who come to visit, from village children to the shy animals of the pine forest. The only creatures Tante overlooks are the spiders she has swept out of her cottage while cleaning. But the spiders are curious want about Tante's tree, too. When a midnight visitor lets them in, they unknowingly spin Tante the very gift she has longed for.

Bear Stays Up for Christmas



We all know and love bear! In this story, Bear's friends are determined to keep Bear awake for Christmas! So they wake Bear up and have him help them find a Christmas tree, bake cakes, hang up stockings, and sing Christmas songs. Bear stays up – by discovering that giving is one of the best Christmas presents of all!



TECH FOR TOTS

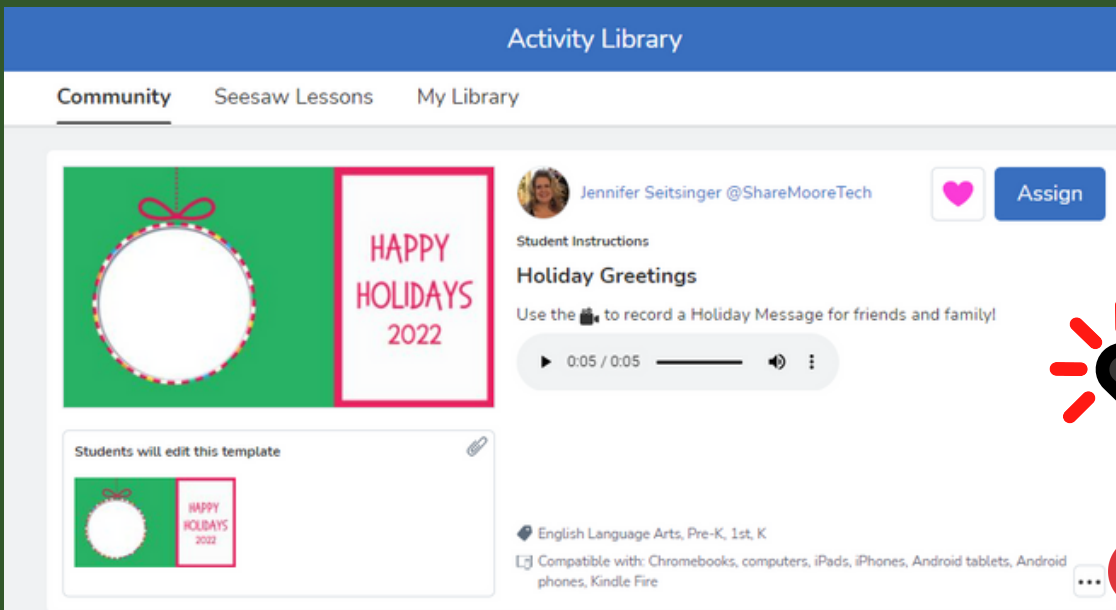


Here is a wonderful activity from the Seesaw community that is ready to go! All you need to do is assign it to your students.

HAPPY HOLIDAYS



CLICK HERE



After clicking and saving the activity above to your Seesaw library, you can assign it to your students. (You can even use the recorded instructions or record your own.) Children will find their assignment and then record themselves wishing glad tidings to friends and family. Parents will be able to watch it over and over in their child's journal. They will LOVE it!!

Wondering how to quickly and easily get your students into their Seesaw accounts? One teacher I work with printed the children's faces with their QR codes so all they have to do is scan it with the iPad and get to work! Easy breezy, lemon squeezy!



Students' QR codes to log in to Seesaw are placed around their Center Management chart so they can easily access them while at centers.



If you need help, give me a call, and I'll add you to my Seesaw class!

ESC 15 ECE TEAM



Carey Peacock

Early Childhood Specialist
Texas Home Learning Pre-K Coordinator
carey.peacock@esc15.net
325-481-4046

**Mark your
calendars NOW!**

**You don't want to
miss the 25th
ATYC in Lubbock!**



AJ Braden

Texas School Ready Coordinator
(Child Care and Head Start)
amanda.braden@esc15.net
325-481-4080



