



Pre-K Press

October 2022



It's Fall! You Know What That Means! Nothing. In Texas, Absolutely NOTHING! (weather-wise, anyway)




I know, I know... It can be tough to get into fall when temperatures are still above average, BUT... I like to think of one of my favorite quotes to get me into that fall feeling:

"And all at once, summer collapsed into into fall." ~Oscar Wilde

Perhaps if we go ahead and bring on the pumpkins and fall leaves (even if we have to buy some at the dollar store), our fall feelings (and the weather) will follow suit! No matter the weather, however, we know that fall is full of fun for our Pre-K students, and we can make sure that fun is full of engagement and education at the same time! **Let's fall into some fun together!**

BOY assessments are done. Now what?



Now that BOY assessments are winding up, what do you do with all of that data?

Plan for small groups and differentiated instruction, of course!

To do that, you can use the [Class Summary Report](#) to get nice overview of your entire class to quickly see where students need support. You can also run the [Small Grouping Tool](#) report that will create group children who are below benchmarks for each measure of the assessment, **and** it will include activities to use from the CIRCLE Activity Collection to support those skills. How about Parent Reports? Engage has those, too, and they are amazing! Check out all [How-to-Guides](#) for reporting features in Engage.

Need more info? Join one these Zoom sessions to learn more about reports!

PD Opportunity: BOY Assessments are Done – Now What?

2 hour Zoom session to learn more about C-PM reports.

Choose the **a.m.** OR **p.m.** session.

Session #253881 9:00 - 11:00

Session #253883 1:00 - 3:00

**REGISTER
NOW!**

**Thursday,
October 27th**




DAP CENTRAL

DEVELOPMENTALLY APPROPRIATE PRACTICES

Math

Fall Math Mats for Lego Bricks

These math mats can be used in small groups and then transferred into the Math Center for independent practice. Children create the picture then count how many of each size/type of Lego, and count how many of each color Lego are used to create the picture.



Discovery

Fall Sensory Bin

Create a fall sensory bin. Include leaves of all colors, textures, shapes, and sizes. Include real and fake (felt, plastic) leaves. Add mesquite bean pods, pecans & acorns (*mindful of choking hazard*), pine cones, etc. Provide tools such as tongs, hand lenses, large tweezers (and more) and watch what happens!



Letter Knowledge Pretend & Learn

Fall Leaves Letter Game

Buy a set of fake fall leaves at Dollar Tree or Amazon. (Felt leaves would work, as well.) Write a letter on the back of each leaf in permanent marker. Pile the leaves and have a relay. Call a child to go find the letter ___ and bring it back. Call another child to find another letter. Start with a few letter leaves so there aren't so many that children are overwhelmed. Play as a whole group or small group.

This can be modified in **SO** many ways!



Pumpkin Patch

Create a pumpkin patch in your pretend & learn center and listen and observe... WOW! Provide pre-cut felt pieces to velcro onto fake pumpkins, and have children draw what they created. Provide props for retelling pumpkin poems and fingerplays.




PRE-K BOOK NOOK

Books Beginning at Birth

Books Beginning at Birth is a statewide program providing young children (birth - 4) and their families access to books and resources to support the development of early literacy skills and foster a love of reading.

- Families can access hundreds of high-quality digital children's books accompanied by videos and at-home literacy activities.
- Focusing on children within Texas Opportunity Zones, families may receive three **FREE** print books sent to their homes twice a year.



Goodbye Summer, Hello Autumn

Join a young girl as she takes a walk through forest and town, greeting all the signs of the coming season. In a series of conversations with every flower and creature and gust of wind, she says good-bye to summer and welcomes autumn.




Awesome Autumn

Have you ever wondered what Autumn feels like or tastes like? The beautiful photographs and lively explanations of how awesome Autumn is will get your students wondering and wanting to know more!




**I'm buying this one for my personal library! 😊*

PRE-K BOOK NOOK



Fall Is Not Easy

A tree tells why, out of all four seasons, fall is the hardest. Children will love the images of why fall seems to be so tough for a tree. Easily incorporate engaging art activities after this simple, rhyming read aloud!



Leaf Man

Fall has come, the wind is gusting, and Leaf Man is on the move. Is he drifting east, over the marsh and ducks and geese? Or is he heading west, above the orchards, prairie meadows, and spotted cows? No one's quite sure, but this much is certain: A Leaf Man's got to go where the wind blows.

*Imagine the Leaf Men (and stories) your class could create to extend this classic read aloud!



The Leaf Thief

Squirrel loves counting the leaves on his tree--red leaves, gold leaves, orange, and more. But hold on! One of his leaves is missing! On a quest to find the missing leaf, Squirrel teams up with his good friend Bird to discover who the leaf thief could be among their forest friends.




PRE-K BOOK NOOK



The Scarecrow's Dance

A fickle scarecrow decides to leave his station and dance away the fall night. He leaps through the fields until he reaches the farmhouse, where he sees a small light in the window. Inside, a boy is saying his prayers, and he offers up a special prayer for the corn that will be harvested in the morning. Humbled, the scarecrow knows what he has to do: He returns to the field and watches over the corn as only he can.



Shake Dem Halloween Bones

It's Halloween night. The city is quiet. The city is still. But as the lights go down, the music comes up – and the guests start to arrive at the hip-hop Halloween ball! And oh, what a party it is. Told in hip-hop rhyming text, L'il Red Riding Hood, Goldilocks, Tom Thumb, and all of their fairy-tale friends come together for a rapping, stomping, shaking Halloween romp. Scoo-bee-doo-bee-doo-wah. Yeah!

Truly one of my favorite books to read aloud! My students **loved it** and asked me to read it again and again and again...

READ-ALOUD
Revival

Have you heard about Read-Aloud Revival?

This is new-to-me resource! While is actually a site created by a homeschooling mom, her purpose is to "raise kids who love to read." I was excited about the Featured Booklists that are updated and (particularly) RAR Podcast #121: Kate Dicamillo on Reading Aloud for Connection.



TECH FOR TOTS

Technology has me thinking...

I have had a lot of teachers and principals reach out to me in the last few weeks to ask about "technology to use with 3s and 4s that they can do on their own." I did provide a few apps that I could think of off the top of my head and then I visited with our Tech Guru Sherry Hall about technology and the five (**only 5**) Pre-K Guidelines for tech. What she said really got me to thinking:

"When it comes to technology and young children, they need to be producers rather than consumers."

Wow.

It's true. We know our children are spending way too much time tethered to technology when they are *not* in school, so we need to be extremely mindful about the amount of technology we use with our students while they are in our classrooms. Are there apps and websites that are fun to play while including educational games and activities? **You betcha!** However, research tells us that the screen time (technology) needs to be limited to **ONE hour**. This includes time using iPads, laptops, watching "read alouds" and streaming videos for "music and movement" on a giant TV screen. Add up all of the time spent doing these things in your room. How long do your students have screen time at school?

I am currently coaching a teacher, and we had this conversation last year as she was using her very large TV for "music and movement," but there wasn't much movement. There were, however, a lot of children staring at the screen as if in a trance. She really began reflecting on her use of screen time. This year, she doesn't turn on the TV at all! She even uses - *get this* - a **record player** to play music, stories, etc. during rest time! Her music and movement is no longer attached to a screen, so there is actual music **and movement** happening! She says she can already see such a difference in behavior and children interacting and playing together.

Back to "producers vs. consumers." Basically, children need to use technology that allows them to *create* something rather than consume the lights, sounds, and too-fast-movement happening on a screen.

*I know this isn't what you were expecting on this page.
I promise there will be tech ideas in the next Pre-K Press!*

ESC 15 ECE TEAM



Carey Peacock

Early Childhood Specialist

Texas Home Learning Pre-K Coordinator

carey.peacock@esc15.net

325-481-4046



Need quick access to Pre-K and HQPK information? Click the pic here!



High Quality Pre-K
(HQPK)



- HQPK
- Progress Monitoring
- Teacher Qualifications
- Teacher to Student Ratio
- Instructional Support
- Curriculum
- Data Reporting/ECDS
- Program Evaluation
- Family Engagement
- Enrollment Toolkit



AJ Braden

Texas School Ready Coordinator

(Child Care and Head Start)

amanda.braden@esc15.net

325-481-4080

